



We Pray Together

Dear Jesus, thank you for your instruction and wisdom. Thank you for giving us new life through your Resurrection and for promising the Holy Spirit so that we may continue to spread your good news to others.

Hanoon Hor, yev Vortvo, yev Hokvooyv Srpo. Amen.

Յանուն Հօր եւ Ռրդւոյ եւ Հոգւոյն Սրբոյ: Ամէն:

Let's Discover



1. Why do you think God the Father sent the gift of the Holy Spirit ?

2. What does God expect you to do with the skills that you were given? _____

3. Did God expect the same from the disciples? _____.

Faith Word

Pentecost

Hokekaloost Հոգեգալուստ

The Feast day marking the coming of the Holy Spirit celebrated 50 days after Easter.



Our Story

Mrs. Tashjian's second grade class walked in one Sunday morning to see the entire classroom decorated for a birthday party. There were birthday hats, noisemakers, napkins, tablecloths, and cute party favor bags filled with candy. A happy birthday banner was hung on the wall with streamers and balloons crisscrossing the room. Kevork noticed that the birthday cake only said 'Happy Birthday' without someone's name on it.

Was it Mrs. Tashjian's birthday? Maybe she wanted to give herself a little party? Maybe it was the superintendent's birthday and the class was going to give a surprise party for her?

As everyone got seated, Mrs. Tashjian opened the class with a prayer thanking God for such a special birthday. The students were so puzzled about the birthday that they eagerly raised their hands asking the same question, "Whose birthday are we celebrating?" "Oh, today is the Church's birthday," replied Mrs. Tashjian. "You mean it's our parish, St. Peter's birthday, cool!" said Nicole.

"Actually, no, it's the birthday of the Christian Church." On Pentecost, which we celebrate today, we remember the disciples being filled with the Holy Spirit. They were given special skills such as languages to go and tell others about Jesus. The Church was born that day as people were being baptized as Christians and spreading the news of Jesus. Now class, let's all sing 'Happy Birthday Church' and enjoy some of that yummy chocolate cake." The class loved the idea and couldn't wait to taste the cake!



God's Word

Jesus' disciples were praying together in the upper room. All of a sudden a noise like a strong wind filled the room. The disciples were surprised as they saw tongues of fire appear on each of them. At that moment, they were speaking different languages that they did not know. The people of Jerusalem heard all of the noise and wanted to see what was happening. Everyone was shocked and asked them how they learned to speak these languages. Peter said that all of these events were part of God's plan. God sent his Son Jesus to save his people from sin. As promised, God sent the Holy Spirit to give the disciples the ability to spread the message of God. Peter then told the people that they should seek forgiveness from Jesus and be baptized. That day, over 3000 people were baptized by the disciples and became Christians. It was the birthday of the Church.



Based on Acts 2

We Learn About God

Jesus knew that his disciples would be afraid without him so he promised to send them a helper, the Holy Spirit. The coming of the Holy Spirit is called Pentecost, the birthday of the Church. The Holy Spirit gave the disciples courage to follow Jesus and to tell everyone the good news. The Holy Spirit continues to help all of us do the same as the Church. The Church is all of the people who are baptized in Jesus and follow his teachings. Find all 15 words from the Scripture lesson in the Word Search. They can be found vertically, horizontally, diagonally and backwards.


Q	T	V	R	P	U	M	W	E	S	X	D	G	J	H
Q	E	S	K	A	E	P	S	S	B	I	P	N	P	E
T	B	Z	A	G	S	N	T	H	S	E	V	I	I	A
F	F	P	I	E	T	V	T	C	T	U	M	W	C	V
V	W	H	X	T	F	H	I	E	O	S	T	O	J	E
U	D	T	K	P	P	P	R	S	C	K	G	L	E	N
E	P	V	V	D	L	A	E	Y	I	O	U	B	R	D
F	I	L	L	E	D	U	B	S	D	N	S	S	U	E
S	S	X	S	E	G	A	U	G	N	A	L	T	S	R
D	P	M	Y	N	C	F	K	U	S	Y	V	Z	A	I
B	K	I	O	H	I	Y	D	Z	A	E	A	Z	L	F
B	Y	T	R	D	J	K	Z	Y	C	A	V	M	E	N
V	H	T	N	I	C	K	E	O	J	R	F	F	M	N
A	U	I	Q	V	T	N	K	V	M	I	Y	J	R	R
M	W	K	Y	R	C	W	V	S	I	Q	N	W	I	J

baptize	Pentecost
Peter	heaven
feast	filled
fire	tongues
language	blowing
Spirit	Jerusalem
disciples	speak
wind	


Our Armenian Way

Pentecost is a very important feast day of the Armenian Church. One of our Church Fathers, St. Movses Khorenatsi, wrote the main hymn of *Hokekaloost* called *Arakelo Aghavno*. The title means the “dove being sent.” The hymn is not only sung on the feast of Pentecost but also during the Blessing of the Water service, Baptism, and Ordination, which are times when Holy Muron is used. The English translation of the hymn is the following:

With a mighty sound from above, the Dove came down like a bright light and armed the Apostles with a fire that could not burn them as they sat in the Upper Room.



U - nu - քի - լոյ — ա - - - ղաւ - նոյ
A - ra - ke - lo — a - - - ghav - no



**Handmade
With Love**

**Pentecost Wind Twirl
A reminder of the
Holy Spirit!**

For My Family

Sharing Our Faith

In today’s lesson, our class learned about Pentecost as the birthday of the Christian Church. Through activity, story, Scripture, song and discussion they learned the important aspects of this important feast day. The Holy Spirit is God’s promise to all of us that we might grow stronger in our faith and help spread the Good News of Jesus. As a reminder of Pentecost and being filled with the Holy Spirit, your child made a Pentecost Wind Twirl.

Living Our Faith

1. Ask your child about his/her Pentecost Wind Twirl and the story of Pentecost.
2. Attend Divine Liturgy on Pentecost Sunday and take special note of the hymn *Arakelo Aghavno*.
3. Discuss the ways your family can be Jesus’ messengers to the world (i.e. through a Christian lifestyle).

Coloring picture of the Ascension (from the Appendix)

Pens, pencils, crayons, markers or coloring

Gold colored glitter or gold glitter glue

8.5" x 11" size construction paper to serve as a frame for their coloring page

Procedure

1. Greet students warmly and open class with the prayer in **We Pray Together**.
2. Students will already notice the helium balloons floating in the class. Say: "I am going to give each of you a card with a word written on it. You are all going to work together and try to put the words in order to reveal a message." Distribute the index cards to the students (make sure they have been mixed up). Have them stand in a circle reading each index card and try to put the words in order to spell out the verse. *If you don't use helium balloons, then you can improvise by drawing balloon outlines with a string attached on the board and have them place the cards in the balloon with a piece of masking tape. Once the verse is in order help the students attach the card to a balloon. "At the end of the class, just as Jesus ascended to heaven, we will release our balloons." Have students complete the fill-in activity in **Let's Discover** to reveal the lesson topic for the day. (Answers: Ascension, Easter, hands, disciples, heaven.) 15 min.
3. Read and discuss **Our Story**. Ask if the students could identify with the situation. Have they ever looked forward to something and then things didn't work out? How would they have reacted to the same situation? Did Raffi have the right attitude? 5 min.
4. Read **God's Word**. Ask: "What do you think Jesus' disciples thought when he said he was going to return to God the Father? How do you think they felt when he left?"
5. Introduce **Faith Word**. Point out to students that the root word in "Ascension" is "ascend" which means to "go up." Have them practice saying Ham-par-tsoom in Armenian. 8 min.
6. Read **We Learn About God**. Ask children if the number 40 seems familiar in the Bible. (Noah's ark, Jesus in the wilderness, 40 days of Lent, 40-day hokehankist – requiem performed after the 40-day period of mourning, etc.)
7. Read or teach **Our Armenian Way**. Ask students if they have ever heard or participated in any of these cultural events for *Hampartsoom*. Play *Hampartsoom Yayla*. Mention that in the famous Armenian Opera called *Anoush*, there is an entire scene dedicated to the vijag and this song is sung. 10 min.
8. **Handmade With Love**. Distribute coloring page, have them color and decorate the halos with gold glitter. Glue coloring sheet to construction paper as a frame.
9. Clean-up. Release balloons in the classroom, saying "Thank you Jesus!" Close with the prayer: "Dear Heavenly Father, thank you for sending us your beloved Son, Jesus and for all he taught us. Amen." Students may take balloons home. 15 min.

Unit Four: Celebrating Jesus: The Church Year

Lesson Six: Pentecost

Key Concepts

1. We celebrate the coming of the Holy Spirit as Jesus promised.
2. Acts 2:1-12 contains the story of Pentecost and the birth of the Christian Church.
3. Pentecost, *Hokekaloost*, is an important feast day in the Armenian Church and has a special hymn (Arakelo Aghavno) dedicated to it.

Objectives

During this lesson students will

1. Participate in a group activity experiencing the gift of the Holy Spirit.
2. Read and discuss a story about a Sunday School class birthday party.
3. Explore the story of Pentecost in Acts 2:1-12.
4. Examine the meaning of Pentecost.
5. Solve a word search with Pentecost-themed words.
6. Learn and sing the Pentecost hymn *Arakelo Aghavno*.
7. Draw images and personal impressions of the hymn.
8. Make a Pentecost Wind Twirl craft as a reminder of being filled with the Holy Spirit.

Materials Needed

Pencils

Birthday theme wrapped gift box containing either a balloon pump or fan inside labeled Holy Spirit; label should say To: Sunday School Class From: God the Father Manual hand balloon pump OR battery-operated hand fan

Slips of paper or index cards (one for each student; see Procedure #2)

Optional: Access to a CD, or You Tube recording of Arakelo Aghavno hymn

Crayons, markers or colored pencils

9" white paper plates (1 for each student)

3 inch yarn or string

Stickers, gems, foam – any type of embellishment on hand

Scissors

Hole punch

Glue stick

Black or blue marker for writing **Be Filled with the Holy Spirit Acts 2**

*Copies of paper wind twirl template from Appendix (if paper plate is not being used)

Procedure

1. Greet students warmly and open class with the prayer in **We Pray Together**.
2. (In advance, prepare the index cards or paper slips with a skill/talent for each student. Examples: teacher, leader, organizer, speaker, caring friend, coach, counselor, etc.) Have gift box ready when class arrives waiting on a table for students to see. If class doesn't notice the gift, bring it to their attention. Say: "Oh, we have a gift here. I wonder who it is from?" Ask a student to read the tag. Have another student open the gift and show it to the class. Have students come up one by one to use either the fan or pump to feel the rush of air and give each student a skill card. After they've all returned to their seats, ask each one to read their skill. Ask them to give an example of what they could do with this special gift. Ask: "Why do you think I had you feel that rush of air from the pump (fan)?" Explain that God promised to send the gift of the Holy Spirit. The Holy Spirit came down upon the disciples in a great wind and filled them with the gift of languages to preach about Jesus. Have students answer questions in **Let's Discover**. (Discussion guidelines: 1. To guide us as we grow in faith; to keep us strong and sure; to open our hearts to thinking, speaking and acting as Jesus would want; 2. Find out what your gifts are and use them! 3. Yes!)
3. Read **Our Story**. Discuss: Why do you think the languages were important for the disciples? Why do you think they call it the birthday of the church? 15 min.
4. Have students take turns reading the Scripture in **God's Story**. Ask: "Imagine you were one of the disciples in that room praying and heard the sound of a great wind rattling the doors and windows. How would you have felt? Now imagine a flame has come to rest over your head? What would you be feeling (heat, fear!) Then, all of a sudden you could speak another language! Which do you think it would have been? What would you have felt? (amazed, a bit scared – what did this mean?)

5. Introduce **Faith Word**. Have them practice saying *Ho-ke-ka-loost* in Armenian. Ask students what shape has five sides (pentagon). Say that Pentecost shares the same beginning prefix which means “five.” In this case it means 50, for 50 days after Easter. 10 min.
6. Read **We Learn About God**. Ask the students: What are some ways they can do the work of Jesus? (Be a good friend, help others, obey parents, attend church, etc.). Work on the word search together. 10 min.

Q	T	V	R	P	U	M	W	E	S	X	D	G	J	H
Q	E	S	K	A	E	P	S	S	B	I	P	N	P	E
T	B	Z	A	G	S	N	T	H	S	E	V	I	I	A
F	F	P	I	E	T	V	T	C	T	U	M	W	C	V
V	W	H	X	T	F	H	I	E	O	S	T	O	J	E
U	D	T	K	P	P	P	R	S	C	K	G	L	E	N
E	P	V	V	D	L	A	E	Y	I	O	U	B	R	D
F	I	L	L	E	D	U	B	S	D	N	S	S	U	E
S	S	X	S	E	G	A	U	G	N	A	L	T	S	R
D	P	M	Y	N	C	F	K	U	S	Y	V	Z	A	I
B	K	I	O	H	I	Y	D	Z	A	E	A	Z	L	F
B	Y	T	R	D	J	K	Z	Y	C	A	V	M	E	N
V	H	T	N	I	C	K	E	O	J	R	F	F	M	N
A	U	I	Q	V	T	N	K	V	M	I	Y	J	R	R
M	W	K	Y	R	C	W	V	S	I	Q	N	W	I	J

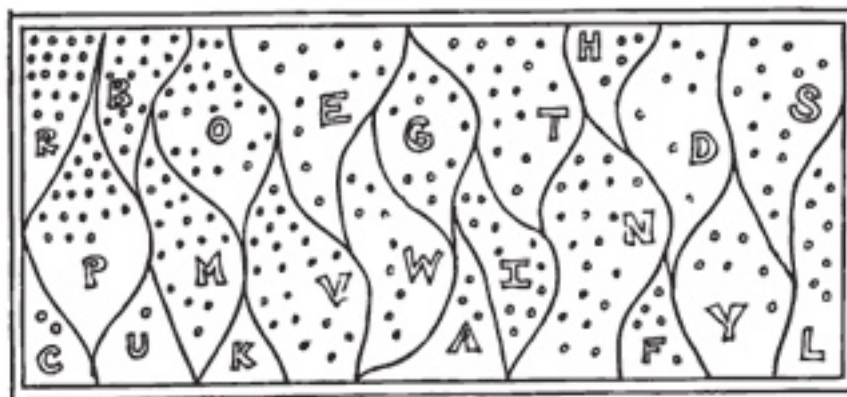
7. Read or teach **Our Armenian Way**. Play the *Arakelo Aghavno* recording or have your volunteer sing. Read the English translation together. Sing the first line together. Have them draw their impression of the hymn in the space provided. What are some images that come to mind?: dove, fire, light, apostles. 10 min.

8. Handmade With Love. Pentecost Wind Twirl

Instructions: Students color and decorate a paper plate using crayons, colored pencils or markers. If possible, have them color both sides. They cut out a spiral starting from the edge of the plate, cutting in a circular fashion. Show students the sample photo - and if possible cut a plate as an example. If they are going to add stickers or embellishments, it might be easier to add those after they cut out the wind twirl. Students can also write: **Be Filled with the Holy Spirit Acts 2** as a reminder of the lesson of Pentecost. Once completed, using a hole punch, students make hole at the center part of the plate (the narrowest part of the twirl) and tie a piece of yarn or string to hang. Optional: If a teacher chooses not to use the paper plates, a wind twirl spiral template is also available in the Appendix. They should be copied onto a heavier paper such as cardstock. Same directions apply.

What Happened at Pentecost?

Count the number of dots in each space. Then use the letters to decode the message below about what happened at Pentecost. Check your work with Acts 2:4.



•

3 8 8 21 5 15 4 12 16 9 12 17 12 5 11 8 8 12 7

9 11 15 4 15 4 12 4 21 8 6 13 18 11 17 11 15 3 19 7

14 12 10 3 19 15 21 13 18 12 3 0 11 19 21 15 4 12 17

15 21 19 10 1 12 13 3 13 15 4 12 13 18 11 17 11 15

12 19 3 14 8 12 7 15 4 12 16

•

