

# The Promise of The Lord

## The Resurrection

Resurrection  
HAROOTIUN  
Յարութիւն

The greatest feast day of the church is Easter. Easter is the Resurrection of our Lord from the dead.


Jesus died on the cross, then he was placed in a tomb carved out of rock. A huge stone was placed before the opening and the tomb was sealed. Roman guards were on duty to make sure that no one would take away Jesus' body.

This is the Bible passage which tells what happened on the third day after the Crucifixion:

Now after the sabbath, toward dawn of the first day of the week, Mary Magdalene and the other Mary went to see the sepulchre. And behold, there was a great earthquake; for an angel of the Lord descended from heaven and came and rolled back the stone, and sat upon it. His appearance was like lightning, and his raiment white as snow. And for fear of him the guards trembled and became like dead men. But the angel said to the women, "Do not be afraid; for I know that you seek Jesus who was crucified. He is not

here; for he has risen, as he said. Come, see the place where he lay. Then go quickly and tell his disciples that he has risen from the dead, and behold, he is going before you to Galilee; there you will see him. Lo, I have told you." So they departed quickly from the tomb with fear and great joy, and ran to tell his disciples. And behold, Jesus met them and said, "Hail!" And they came up and took hold of his feet and worshipped him. Then Jesus said to them, "Do not be afraid; go and tell my brethren to go to Galilee, and there they will see me."

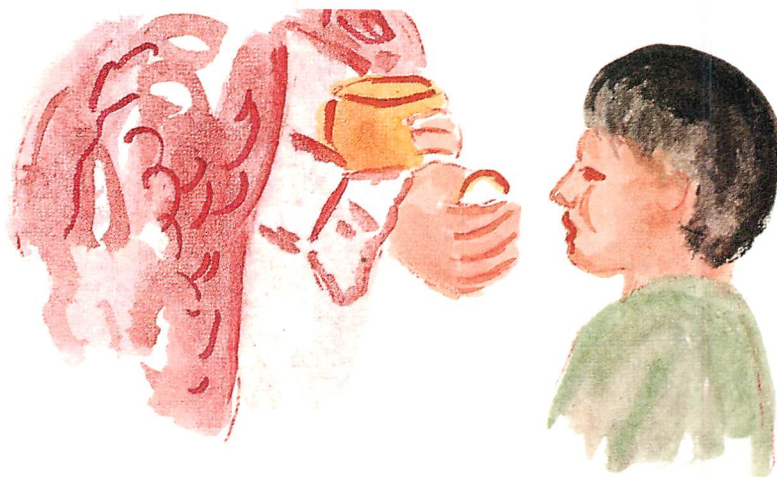
*Matthew 28:1-10*



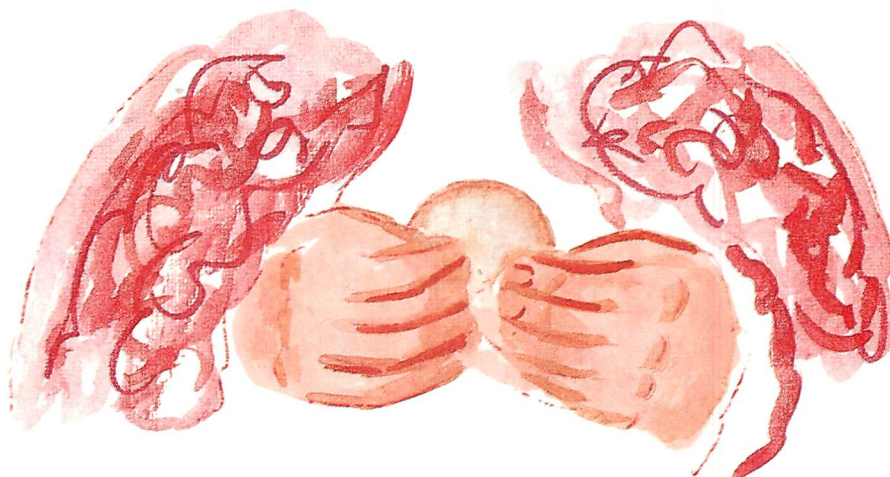
Why are these symbols of Easter?



Receiving Holy Communion makes us part of Christ, our Lord.



When the bread and wine are changed to the body and blood of our Lord, we are *witnesses* to the Resurrection.





# WORKSHEET: PUZZLE

Find the words listed below in this maze of letters.  
Circle the words (horizontal and vertical).

R	O	R	A	L	U	Y	X	E	P
E	A	I	B	A	Q	Z	R	A	Q
S	T	K	P	M	A	R	Y	S	E
U	H	J	K	B	L	E	A	T	S
R	L	N	T	O	M	S	B	E	O
R	B	G	I	F	R	S	T	R	O
E	T	I	U	G	O	A	O	L	R
C	B	A	T	O	M	B	B	I	P
T	H	N	G	D	A	Q	U	L	B
I	E	G	G	N	N	U	Y	Y	A
O	A	E	J	E	S	U	S	P	D
N	S	L	J	E	O	V	B	R	A
Z	T	M	U	I	L	X	O	E	R
U	E	K	L	A	D	O	C	V	A
G	R	S	P	R	I	N	G	W	K
V	J	G	I	W	E	W	A	F	Z
X	C	C	Y	F	R	E	D	R	S
H	O	L	Y	S	P	I	R	I	T
M	U	U	O	E	N	T	G	O	M
E	D	F	P	E	H	N	X	Y	Z

EASTER  
MARY  
HOLY SPIRIT  
ROMAN SOLDIER  
EASTER LILY  
RESURRECTION  
SOORP BADARAK  
LAMB OF GOD  
SPRING  
ANGEL  
EGG  
JESUS  
TOMB



15. John 1:1 The Word
16. Luke 2:11 Savior
17. I Cor. 10:4 Rock
18. Rev. 5:5 Root of David
19. Job 19:25 Redeemer
20. Matthew 2:2 King of the Jews
21. Acts 2:36 Christ
22. John 4:25 Messiah
23. Acts 5:31 Savior
24. Isaiah 53:3 Man of Sorrows
25. Isaiah 41:14 Redeemer
26. Daniel 8:25 Prince of Peace
27. Matthew 27:37 King of Jews
28. Matthew 1:1 Christ (40 min.)

3. Discuss the meaning of the names given to Christ. Use a Bible dictionary to help you if need be. Have students count how many different names they have found.

Discuss the names students have been given. What is their given name, their family name, their baptismal name? Do they know the meanings of their names? (15 min.)

**A brief glossary:**

- Christ—The anointed one.
- Hosanna—Save, we ask.
- Israel—The chosen people
- Emmanuel—God with us.
- Alpha and Omega—The beginning and the end.
- Messiah—Christ.

## Session 4—The Promise of the Lord

### Key Concepts

1. The resurrection is the greatest sign given by our Lord.
2. We are witnesses to the resurrection at every Soorp Badarak.

### Objectives

Students will

1. Read the biblical account of the resurrection.
2. Examine the importance of the resurrection as a symbol of new life for Christians.
3. Complete a puzzle on the resurrection.

### Background for Teacher

The fourth session brings to a close the unit and the study of the revelation of Christ and his promise of the kingdom of heaven and eternal life. The resurrection is the greatest sign of all in our quest for salvation. We believe in the resurrection and we are witnesses to it during the Soorp Badarak.

### Procedure

1. Opening prayer. (5 min.)
2. Turn to student text and read the Gospel account of the resurrection. Point out the paradox of the emptiness of the tomb contrasted with the fullness of life symbolized by the resurrection.

Point out:

- The soldiers guarding the tomb so the body will not be stolen.
- Women arriving to anoint the body.
- Angel announcing the resurrection. (Recall the announcement of the birth of Christ to Mary by the angel Gabriel.)
- The two women are told to spread the word. (15 min.)

3. Discuss the *Symbols of Easter* in the student text. *Lamb*—Lamb of God, animal of sacrifice, new life. *Easter egg*—Symbolizes rebirth, dyed red (color of sacrifice), symbol of the tomb, when cracked symbolizes resurrection.

*Lilies*—A biblical flower, one of the most beautiful, glorious when fully opened. (10 min.)

4. Have students look at pictures of communion in their texts. Ask: What does this have to do with the resurrection? (10 min.)

5. Have students complete the puzzle in their texts. (15 min.)

6. *Concluding Remarks:* We celebrate the resurrection at every Soorp Badarak. We are the witnesses as Mary and the Roman soldier were witnesses. We should carry the news of the resurrection with us and spread the word. (5 min.)

