

## Unit 4: GOD'S LOVE TRANSFORMS US

### Lesson 4.3 You Are Precious to God: The Parable of The Lost Sheep

#### Teacher Preparation and Materials Needed:

**Scripture Reference:** Luke 15:1-7

\*Use children's Bible story book if applicable. Feel free to ask one of the older students to read it or tell it as a story. Another option will be the video lesson.

**Additional Resource:** [The Parable of The Lost Sheep Illustrated Story Cards](#)

**Activity Game:** Lost and Seek

**Items Needed:** plush sheep (stuffed animal) or a picture of a sheep

**Directions:**

- *Hide a plush lamb somewhere in the room before students arrive.*
- *After introducing the memory verse to students tell the children that you are someone who takes care of animals, like a shepherd who takes care of his/her sheep.*
- *Begin the game by saying that you've lost your sheep and that you think she's in this room somewhere.*
- *Give some personal information: Sheep's name and how much you love it and that you would like some help to find it.*
- *Take the children on a search to find the "lost sheep". Each time a child finds the stuffed sheep, have the child hold it up and make sheep sounds.*
- *Then have the children say, "Jesus loves us and keeps us safe!"*

\*You can repeat this activity by having the students to close their eyes while you hide the sheep again. This repetition will help the children to remember the verse. Explain to children how this relates to the verse they learned at the start of the lesson and ask them to share the verse.

**Craft (supplemental of if time permits):** White paper lunch bags or craft sacks, lamb paper bag puppet templates ([link here](#)), scissors, glue sticks, and crayons (if preferred or available, feel free to use googly eyes).

\*Have one puppet already complete. For easier workflow precut the parts from the template that need to be attached to the bag. If preferred otherwise, leave this process for the children.

**Directions:** Step by step directions are provided at [www.thetucsonpuppetlady.com](http://www.thetucsonpuppetlady.com).

**Video:** [The Parable of the Lost Sheep](#) (duration 3:21)

**Song:** [Two by two: The Lost Sheep Animated Bible Songs](#) (duration 1:54)

**Words of the week:**

նշխար - vochkhar - sheep

հովիտ - hoveev - shepherd

հոտ - hod - flock

**Homework Activity:** Lamb and Shepard Maze

\*If time permits, feel free to use this activity in class.

*Note: Consider encouraging the use of the 2024 Lenten calendar*

#### Moral Character Focus:

Repentance and Forgiveness.

#### Memory Verse:

The Lord is my shepherd, I shall not want. (Psalm 23:1)

# Lesson

## Lesson Opening & Creating Interest:

Open with prayer:

**Wisdom of the Father, O Jesus, grant to me the wisdom to think, speak, and do that which is good in Your sight. Save me from all evil and distracting thoughts, words, and deeds. Have mercy upon your creatures and upon me, a great sinner. Amen.**

## Lesson Body:

**“The Lord is my shepherd, I shall not want” (Psalm 23:1).** This is our memory verse for today’s lesson. What do you think this means?

Let’s start our lesson with a short game (directions apply and are listed on the first page). It is almost like hide and seek but we will call it lost and seek. Imagine that the classroom is a pasture with lush greens, a creek, and small caverns. There is a lost sheep and we are all on a mission to find it.


So, **“The Lord is my Shepherd I shall not want” (Psalm 23:1),** means that Jesus Christ loves us and keeps us safe and through trusting in Him and by having Him in our hearts, we won’t need much. Just like a shepherd loves his flock of sheep and keeps them safe, Jesus loves us and keeps us safe. We are His flock, and He is our shepherd.

Today we are going to learn the parable about the lost sheep. Parables are short stories that teach us something valuable and important. Jesus often spoke and taught people with parables.

There were people in Jesus’s town that thought they were more important than everyone else and they were not very nice. They were talking behind Jesus’s back and judging him for talking and eating with sinners. These people never thought to say “sorry” to God for their mistakes. To explain what they are doing wrong, Jesus told them the parable about the Lost Sheep.

### READ THE PARABLE OF THE LOST SHEEP

*Jesus said to them: “Imagine one of you has a hundred sheep and lost one of them. Wouldn’t you leave the ninety-nine sheep and go look for the lost one until you find it? And when you find it, wouldn’t you be happy and lay it on your shoulders to return to the other sheep joyfully?”*



People didn’t quite understand the meaning of this parable, but Jesus explained how there was great joy over the one lost sheep when it was found, there will be great joy in heaven over just one sinner who turns away from doing bad things and says sorry. This is called repentance. We all are children of God and when we live in sin, we are like the lost sheep.

**Q:** When you lose something, how does that make you feel?

**Q:** When we were playing the game, how did you feel when you found the lost sheep?

## Memory Verse:

**The Lord is my shepherd, I shall not want.**

**Psalm 23:1**

## Lesson Boddy:

Our God is forgiving, and He rejoices every time we recognize our wrong doings, confess, say we are sorry, and turn away from doing those bad things. That is why it is important for us to remember that the Lord is our Shepherd, and we shall not want or need anything. He loves us and wants us to live our lives making good choices.

CRAFTS/ACTIVITIES: [Sheep Paper Bag Puppet](#):

### Directions:

1. When you start the paper bag should be closed and flat.
2. The smooth side will be the back of your puppet.
3. Color the head of the sheep and make it look the way you imagine it.
4. If not precut, cut the head and the arms off the paper.
5. Glue the head onto the flap.
6. Glue stretched out cotton balls to add some “wool” to the top of lamb’s head.
7. Add the googlie eyes if available or desired.

\* This craft is inspired by [www.thetucsonpuppetlady.com](http://www.thetucsonpuppetlady.com).

**Video:** [The Parable of the Lost Sheep](#) (duration 3:21)


**Song:** [Two by two: The Lost Sheep Animated Bible Songs](#) (duration 1:54)

### Words of the Week:

ոչխար - vochkhar - sheep

հովիտ - hoveev - shepherd

հօտ - hod - flock



©TheTucsonPuppetLady.com  
Sheep Paper Bag Puppet Pattern

# Review

---

## Memory Verse Review:

“The Lord is my Shepherd, I shall not want.” (Psalm 23:1)

## Lesson Review:

The children will display an understanding of the meaning of the parable of the lost sheep by answering and discussing the following:

1. Have you ever been lost? (Yes, maybe, no)
2. How did you feel when you were lost? (Scared, worried, etc.)
3. How did you feel when someone found you? (Scared, happy, relieved, etc.)
4. If you were lost, who would look for you? (Parents, grandparents, siblings, etc.)
5. Why would they look for you? (They would be worried for you)
6. When we do bad things, does God still love us? (Yes, we are His sheep, His children, He wants us to return to Him and be with Him)

## Words of the Week:

նշխար - vochkhar - sheep

հովիտի - hoveev - shepherd

հոտ - hod - flock

## Life Application:

What are we going to do with what we have learned today?

→ Sometimes we make mistakes and become lost, how can we return to God? (Praying, reading the Bible with our families, talking to Der Hayr, confession, etc.)

→ What is one way we can fix our mistakes at home? (Apologizing and being honest)

Just like our families and parents love us, worry, and look for us when we are lost, God also loves us and wants to make sure we are safe too. When people sin, they become lost. That is why Jesus is so happy when we confess, because that means we have returned to Him. We are His beloved sheep, and every time we return, He is very happy.

### Close with prayer:

**O Christ, guardian of all, let Your right hand guard and shelter me, by day and by night, at home and abroad, in sleeping and in waking, that I may never stumble. Have mercy upon Your creatures and upon me, a great sinner. Amen.**

## At Home

---

**Please memorize by next week:**

**Memory Verse:**

The Lord is my shepherd, I shall not want. (Psalm 23:1)

**Words of the week:**


ոչխար - vochkhar - sheep

հովիտի - hoveev - shepherd

հոտ - hod - flock

*\*Note: Consider encouraging the use of the 2024 Lenten calendar*

Help the shepherd find his lost sheep.



© Crafting The Word Of God

---

Prepared by Yn. Hasmik Ajamian