

Walking With God

Builders: Noah

UNIT

1

Lesson
Two



Prayer Starter

In the name of the Father, and the Son, and the Holy Spirit...

Dear Lord, help us to recognize your will, so that we may always do what is best. We pray to make the right choices in our daily lives and to trust your word, just as Noah did when he built the Ark. Amen.

Hye-Q

Check the right answers.

1. Which two rivers were mentioned in the Bible as being in the Garden of Eden?


- a. Euphrates ____
- b. Nile ____
- c. Mississippi ____
- d. Tigris ____
- e. Amazon ____

2. What did God provide for Adam and Eve?

- a. House ____
- b. Clothes ____
- c. Plastic cups ____
- d. Food and water ____
- e. All of the above ____

3. How can we talk with God?


- a. In prayer
- b. Through song
- c. At church
- d. All of the above



Daily Bread

In the story of Noah, God tells Noah to build a very large boat called an "ark." God gives him very specific details about how to make the ark. He tells him the exact size and shape. He instructs him to gather a male and female of all animals and prepare for a great flood.


Even though he had been given a very big task, Noah was a man who had faith and obeyed God. He could have ignored God's warning and instructions. He could have doubted that God would do what he said, but Noah believed in God and trusted him. Noah knew that the flood would happen as God told him and that God wanted Noah and his family to be safe.



When your parents ask you to get to bed at a certain time, they are thinking of your well-being. You need sleep to be alert, healthy, and to continue to grow. They have a reason to ask you to obey this rule: they love you and want you to be strong in body and mind and at your best. When you trust that your mom or dad wants what is best for you, it can be easy to obey.

Sometimes, obeying is difficult. When we think of only what we want right now, we forget about patience and trust. Some people say that being obedient means that you are weak or can't think for yourself, but from the story of Noah, we see that the exact opposite is true. Noah had to be strong and steady to put so much effort into building the ark and because he did, his family and the animals survived the flood.

God wanted the best for Noah, his family, and the animals, so Noah obeyed.



BIBLE BYTES

God asked Noah to build the ark and gave him very specific directions, using a measurement called a **cubit**. People used this measurement throughout ancient times and into the Middle Ages. It was originally based on the length of a man's forearm from his elbow to his fingertips. Many places used this measurement for cloth and timber up to the 1800's.

300 cubits x 2 feet =



600 feet in length

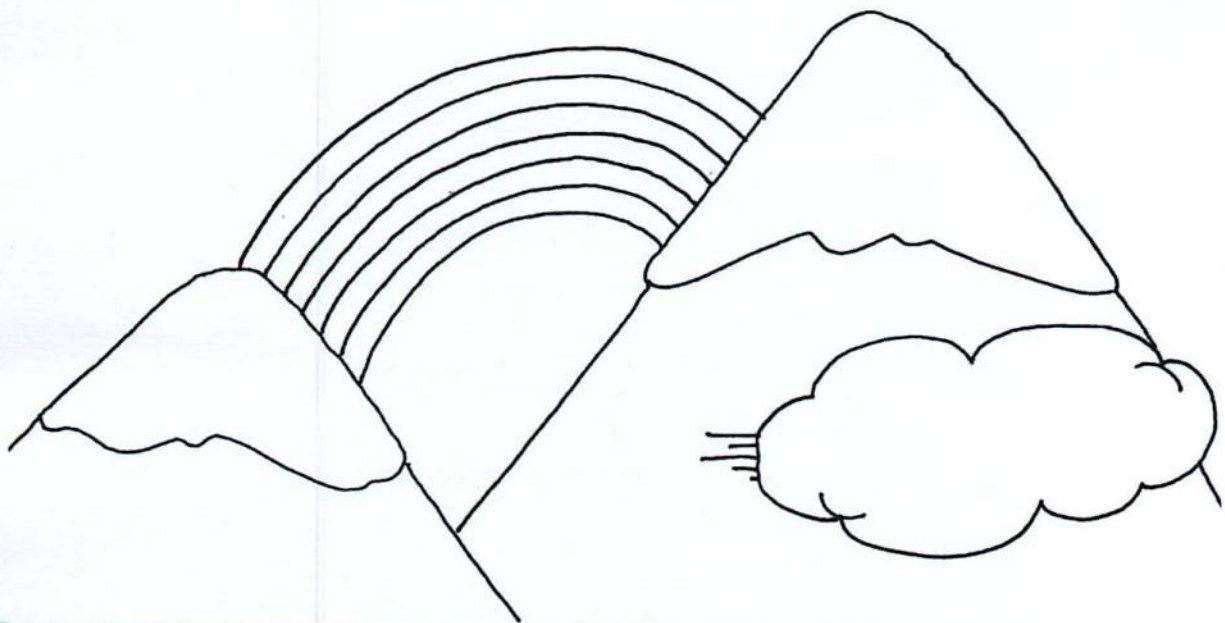
Play a game of "Simon Says." While you play, think about the reason you should obey the leader. It is not about what you are asked to do, because you know that what the leader is asking you is actually silly. You are obeying because you know that by doing what the leader says, you have a better chance of winning the game.



CELEBRATE WITH GOD

The Rainbow Covenant

“I set my bow in the clouds, and it shall be a sign of the covenant between me and the earth.” *Genesis 9:13*



SCRIPTURE SOURCE

“I establish my covenant with you, that never again shall there be a flood to destroy the earth.”
Genesis 9:11

When Noah, his family, and all of the animals were safe after the flood subsided, God made a “covenant” with him. A “covenant” is a solemn promise and it means that both people will treat each other a certain way. God promised Noah and his family that he would never again destroy the earth or humankind. As a symbol of this promise, he set a colorful bow in the sky after the rain to remind us of how much he loves us. In turn, his people would continue to be just that: God’s own beloved creation, who would follow and obey.


Well Versed

“I set my bow in the cloud, and it shall be a sign of the covenant between me and the earth.”

Genesis 9:13

In the Armenian Tradition

When the waters of the big flood went down, Noah's Ark settled on Mt. Ararat (Genesis 8:4), once a part of historic Armenia. Although today Mt. Ararat is located inside the borders of eastern Turkey, Armenians around the world identify with the image of Mount Ararat as their homeland. All people who know the Bible also know the location of this important mountain as the resting place of Noah's Ark.



For centuries, explorers have tried to find the remains of Noah's Ark. St. James of Medzpin, a beloved 4th century saint of the Armenian Church, tried to climb Mt. Ararat to find the Ark. But he was too old to climb high enough. While he rested and slept on the mountainside, an angel appeared to him in a vision and gave him a gift: a piece of Noah's Ark!



Did you know...!?

Family Focus

In this week's lesson, the students reviewed the powerful story of the Flood in the book of Genesis and learned about the exemplary trust and obedience of Noah. Trusting in God is mirrored in the trust children have for their parents, knowing instinctively that you have their best interest at heart, just as God does for us. Obeying makes sense when we trust those who direct us! Your child completed an activity sheet, "The Rainbow Covenant." Review it with him or her; display it at home.

Living Your Faith

1. If you have any paintings or other items with the image of Mt. Ararat, show them to your family.
2. The next time you are together in the car (perhaps on the way to Sunday School!), discuss the significance of obeying the rules of the road. Why must you obey the rules to stop at a red light, drive on the correct side of the road, or slow down when an ambulance goes by?

Walking With God

Builders: Noah

Key Concepts

1. We open our hearts to hear what God expects of us.
2. Trust in God opens our hearts to his will.
3. Obedience follows trust and helps us live more effectively.

Objectives

During this session students will

1. Complete a review quiz.
2. Recap the story of Noah (Genesis 6:1- 9:17) together.
3. Discuss the meaning and purpose of obedience.
4. Play a fast game of “Simon Says” as an illustration.
5. Review God’s covenant and its special sign of a rainbow.
6. Fill in and color the “Rainbow Covenant” activity.

Materials Needed

Glue
Scissors
Markers
Blue construction paper (see procedure #6)
Rainbow Covenant handout (from back of this manual)

Note to the Teacher

Ask children to bring in a school photo of themselves for next week’s family tree activity. An email reminder or phone call to parents should be made during the week.

Procedure

1. Welcome students and say the opening prayer together. Have them answer the review questions in **Hye-Q**. Answers: 1. a and d; 2. d; 3. d. 10 min.
2. Ask the children if they remember learning the story of Noah’s Ark in past Sunday School years. You can have the children recall the story as a “run-on” story where you ask one child to begin the story as they recall it, then have another child

add the next part of the story. In this way, you can guide them to recount the basic story of Noah and the Ark. They will probably need a lot of guidance! So know the story well (read the Bible verses, underlining key phrases; use the student text to guide you as well) and fill in gaps where necessary (end when the ark is on dry land). 5 min.

3. Read **Daily Bread** together. Then discuss the following questions with them:
 - How long do you think it took to make the ark and gather the animals? (Possible answers: days or months because the Bible does not say how long it took.)
 - Why did Noah do what God asked him? (Possible answers: because Noah had faith; because Noah was obedient; because Noah trusted God.)
 - What might have made it hard for Noah to obey God? (Possible answers: Noah might have become weary of building the boat; he might have been ridiculed by the people around him; he might not have had faith or trust in God.)
 - Does obeying mean that you cannot think for yourself? (Possible answers: No, not if you trust the person whom you are obeying; not if you understand why you are being asked to be obedient.)
 - How does being obedient help you in your family or at school? (Possible answers: at home, you obey so you will be safe – such as when a parent tells you to wear a bike helmet, to look both ways when you cross the street, or to stay with them in a public place; at school, you obey so you can learn – such as when the teacher asks you to be quiet while he/she is telling you something -- or to be safe in school by obeying the rule to walk in the hall instead of running.) You might want to look at **Bible Bytes** for further interest. 15 min.
4. Tell the children that in order to become successful in reaching a goal, they often need to follow instructions very carefully. Explain to them that you will now play a game of “Simon Says” with the goal of winning the game. Ask them all to stand up. You will be Simon and direct them to do different movements. (If you are not familiar with this traditional American game, here’s how it is played. Students are to imitate your directions which must be quick and always preceded by “Simon says.” If you do not precede a direction with those two

words, the *students must not imitate you*. So you can give several instructions this way: “Simon says put your hands on your head. Simon says put your hands on your shoulders. Simon says bend down. Stand up.” Students who “stand up” are out of the game since that instruction was not preceded by the words “Simon says.”) Afterward, point out to the children that they participated in the game by being obedient, by listening carefully to “Simon.” Explain how they obeyed because they knew that was the best way to try to win the game.

5. As you end the Simon Says game, ask the children to return to their seats. Tell them you will be reading them verses from the Bible that might surprise them. 5 min.

6. Read the Bible from Gen 9:8-17. Then ask one of them to read **Scripture Source** aloud. Discuss when they have seen rainbows and what they felt seeing one (wonder, happiness, excitement). Ask how knowing what it symbolizes might change the way they react to a rainbow. Distribute the construction paper and the “Rainbow Covenant” handout from the back of this manual. Have children write in their answers to the questions. (Use a dictionary to help students define a rainbow.) Discuss. Then ask them to color the mountains and rainbow, cut out around that box, including the title and Bible quote and glue it on the top half of the construction paper. Finally, they may cut around the question box and glue that on the bottom half. Direct students to make sure they share it with their parents at home. 20 min.

7. Read **In the Armenian Tradition**.

8. Invite the students to share the **Family Focus** page at home. Close with this prayer: “Dear Lord, thank you for the obedient and loving example of Noah. Whenever we see a rainbow we will remember his courage and the trust that he had for your word; it will help us to trust you even more and know that in following you, everything will work out well in the end. Amen.” Dismiss the class. 5 min.

UNIT
1
Lesson
Three

Walking With God

Patriarchs: Abraham and Sarah

Key Concepts

1. Sometimes we must change what we are used to being or doing in order to follow God.
2. Leaders are open and adventurous about new directions.
3. The bold leadership of Abraham and Sarah and Armenia’s King Drtad and Queen Ashkhen established enduring communities of believers.

Objectives

During this session students will

1. Review the story of Noah.
2. Explore the importance of change and growth in life.
3. Learn about the lives of Abraham and Sarah and how their leadership enabled the first monotheistic religion, Judaism, and by extension, Christianity.
4. Create a “Faith Family Tree.”
5. Discuss how King Drtad and Queen Ashkhen enabled Armenia to become the first Christian nation.

Materials Needed

Scissors
Construction paper
Glue sticks
Crayons, markers
Family Tree handout (from back of this manual)
Individual photos of students (that they brought in)

Note to the Teacher

Look up the meaning - not all will have a specific meaning - of your students’ names (see procedure # 4) and be prepared to share that information.

Procedure

1. Welcome the students and say the opening prayer together.
2. Review the story of Noah in **Hye Q**. Answers
 1. God told him how. (Gen 6: 14-16)