

# Walking With God

## *Liberators: Moses*

UNIT

1

Lesson  
Four



### Prayer Starter

In the name of the Father, and the Son, and the Holy Spirit...  
Dear Lord, give us the courage to follow you in every way: as we make choices, when we have doubts, when others question our faith. May your Spirit fill us with the love and wisdom that are the source of courage. Amen.

### Hye-Q

*Abraham and Sarah left their home and followed God's will to a new life. What do you remember about their journey? Think about and discuss:*


1. Why did Abraham and Sarah leave home and go to Canaan?
2. Did Abraham and Sarah have children when they left their home?
3. Were they afraid of the changes in their lives? Why or why not?

### Daily Bread

We have all heard the story of how Moses brought the Ten Commandments down from a mountain, but now you know that this was only *one* of the amazing things that Moses did for his people. God asked Moses to help free the Jewish people from slavery in Egypt. In order to do this, he and his brother, Aaron, had to go through many hardships. Sometimes Moses actually did not feel confident that he could convince his people to follow him. He turned to God many times to ask for help. God gave him the tools to guide them, by creating miracles like parting the Red Sea and producing water from a rock.


Once the Jewish people were actually free from slavery, their troubles did not end. Life in the desert was very difficult. There was little food and water. They were worried that they might not survive. But Moses was a great leader to his people. He listened to them and tried to make sure that they got what they needed.

Being a leader takes a lot of courage and confidence. Even when people are complaining or criticizing you, you must stay true to your goal to do the best for the people you are leading.





### Life of Moses



## CELEBRATE WITH GOD



### SCRIPTURE SOURCE

You have come upon the Ten Commandments before in your Sunday school classes. These were given to Moses by God after the Jews left Egypt and lived in the wilderness. The people still complained to Moses about their problems, so God asked everyone to come to the base of Mount Sinai so that he could talk to them. He asked Moses, alone, to come up the mountain. There, he gave him these commandments on two stone tablets:

1. You should not have other gods beside me.
2. You should not make false idols or images to worship.
3. Do not say or call on the name of God in vain.
4. Remember the Sabbath day, to keep it holy.
5. Honor your father and mother.
6. Do not kill anyone.
7. A husband and wife must be faithful to each other.
8. Do not steal.
9. Do not tell lies about your neighbor.
10. Do not be envious of your neighbor's belongings or your neighbor's wife.



## In the Armenian Tradition

### *St. Gregory the Enlightener*

#### **Scene 1**

Courage and faith are the reasons that Armenia became the first Christian nation in the world. There was a man who was part of King Drtad's court named Gregory. Gregory was a Christian. When King Drtad ordered Gregory to worship the statue of the pagan goddess Anahid, Gregory refused. Even though Gregory had worked for the King many years, the King became so angry that he ordered his guards to beat Gregory and to put him in a pit.

#### **Scene 2**

King Drtad thought that Gregory would surely die down in a pit. The secretary of the King's court wrote that someone felt bad for Gregory and brought him food by throwing a loaf of bread into the pit every day. Many people think it was the King's sister, Princess Khosrovitookht, who did that. The Princess and the King's wife, Queen Ashkhen, were beginning to believe in Jesus' teachings.

#### **Scene 3**

Thirteen years went by and one day, King Drtad became very, very sick. Everything was tried to cure him, but nothing worked. With God's prompting, Queen Ashkhen and Princess Khosrovitookht thought that Gregory could help and sent for him to be taken out of the pit. When Gregory prayed over King Drtad, the King immediately felt better.

#### **Scene 4**

The King asked Gregory to stay with him and, during that time, Gregory taught the King about the life and teachings of Jesus. Finally, King Drtad understood why Gregory refused to worship another god. Gregory told King Drtad that the love of Christ can make him feel well. The King recovered from his illness.

#### **Scene 5**

After that, King Drtad, Queen Ashkhen, and Princess Khosrovitookht went to the river and were baptized as Christians.

#### **Scene 6**

Gregory waited in the pit for many years in order to help them become Christians. King Drtad decided that Armenia would be a Christian country and, with the help of the Queen and Princess, they built the Cathedral of Etchmiadzin that is still there today.





Today we call Gregory, "Saint Gregory the Illuminator" or "Saint Gregory the Enlightener." Both "illuminate" and "enlighten" mean, literally, "to light up." But in a spiritual sense, they mean to help people understand in their hearts.

Did you know...!?

## BIBLE BYTES

*When Moses asked God who he was, God answered simply: "I am." The seventh letter of the Armenian alphabet, "eh," means the same thing. You often see it over the altar of Armenian churches. Sometimes people wear it on a chain around their necks, like a cross.*

## Well Versed

"God called to him from within the bush 'Moses! Moses!' And Moses said, 'Here I am.'"  
*Exodus 3:4*


## Family Focus

Today's lesson was about courage and conviction. The children talked about occasions when courage is needed in their own lives. They learned about the life of Moses by doing a maze and hearing his story at each stop along the way. They also reviewed the Ten Commandments and acted out the story of St. Gregory and the conversion of Armenia to Christianity. You would have enjoyed their performance! Please feel free to stop by and join us in class any morning.

### Living Your Faith

1. Talk to your children about the Ten Commandments and how many of the laws of our country and states are actually based on some of them.
2. Rent the animated movie, "Prince of Egypt." It is a children's film about the life of Moses.
3. Look on the internet with your family for photographs of ancient Armenian churches in and around Armenia. Since Armenia was the first Christian nation, it is also the location of the oldest Christian churches in the world.





to change and growth, too! Amen.” Collect family trees to mount on a bulletin board or in class (they can be sent home later in the year). 10 min.

UNIT  
1  
Lesson  
Four

## Walking With God

*Liberators: Moses*

### Key Concepts

1. Courage is an important virtue in a living faith and in leadership.
2. God called on Moses to lead his people. Even though it was difficult for him, Moses did his best with God’s help.
3. St. Gregory demonstrated great courage throughout his suffering and long imprisonment. Once liberated, he led the King and Queen of Armenia to Christianity.

### Objectives

During this session students will

1. Discuss occasions in their own lives when courage is important.
2. Answer review questions on Abraham and Sarah.
3. Complete a “Life of Moses” maze and survey the events of his life.
4. Review the Ten Commandments.
5. Learn and act out the story of St. Gregory and the conversion of Armenia to Christianity.

### Materials Needed

Crayons or markers

Maze handout (from back of this manual)

A clear space in the room to be a “stage” with two chairs

Index cards or paper strips with assigned roles (see procedure # 6)

### Procedure

1. Welcome the students and say the opening prayer together. Ask students: “We’ll be talking about a special kind of courage today, the courage to do difficult things and encourage others to do the same. Let’s think together a moment. What are some occasions in your life when it might be important to have courage?” Discussion might

6. After clean-up, tell children that many people all over the world follow Jesus and about how Armenia was the first nation to embrace Christianity. “King Drtad and Queen Ashkhen became Christian and wanted to convince the whole country to follow Jesus Christ. This was also a *huge* change from what people were used to. Let’s read about that in **In the Armenian Tradition.**” (Please note that the full story of St Gregory and the enlightenment of Armenia is in the next lesson.)

7. Now have children stand in a circle, holding their family tree in front of them. Thank them for coming to church to learn with you and say the following prayer: “Dear Lord, thank you for bringing us together today to learn more about the amazing people who trusted and followed you. Help us keep their example in our hearts this week. Let us especially remember the example of Abraham and Sarah who left their home and everything they knew behind to follow you and create a new world of believers. Help us to be open

touch on: preparing for a test when you're sick; learning lines for a play if you're shy; speaking in front of the class; participating in a game of baseball or volleyball when you're not very good at it; doing something right that might be unpopular.

2. Review the story of Abraham and Sarah by discussing the questions in **Hye-Q**. Answers:
  1. Because God asked them to; to find a better life for themselves; to start a great nation. Gen 12:1, 7; 15:5-11, 2. No (you can remind the students that God granted them a son, Isaac, later in life) Gen 15:2, 3. No, because they had faith in God; because they knew the changes would bring great things to their people. Gen 12:1-3, 15:1, 17:1-15. 10 min.
3. Remind children of their discussion last week about how Abraham and Sarah traveled for a long time without knowing when they would reach a destination. Tell them that this is also what happened to Moses in the Bible. Explain that we usually know about Moses because we learn about the Ten Commandments, but that Moses did a lot of other things in his life that were very important and required a lot of faith and courage.
4. Distribute markers or crayons and full-size handout of the Moses maze (**Celebrate With God**). Have students follow along the maze with you as you talk about the life of Moses. Guide them and then ask them to stop at each chronological image. (They can color each picture if they can also be attentive to the story!) You might want to do one yourself and hold it up for children each time you tell the next story segment.

Use the script below for each point on the maze:

-----the basket in the reeds: Moses' real mother was a Jewish slave in Egypt. When she heard that the Pharaoh was going to kill all newborn boys (he was afraid they would rebel against him), she put the baby Moses in a basket and let him drift on the river. As she watched to see who would find him, the daughter of the Pharaoh came upon the basket and decided to adopt him.

----- protecting the slave: Moses grew up in the royal palace and had everything, but he could see that

Jewish slaves were being mistreated. One day, he saw an Egyptian beating a slave and stepped in to save the slave. He didn't mean to, but his blow killed the Egyptian guard. When he realized others were talking about this, he ran away to Midian. There he married and stayed to tend his father-in-law's flocks.

----- seeing the burning bush: One day, when Moses had taken the sheep to graze on Mount Horeb, he came upon a bush on fire. He saw that even on fire, the bush did not burn up! He was afraid. From the bush, Moses heard the voice of God speaking to him and telling him that he needed to lead the Jews out of their slavery in Egypt. He was not sure if he could do it or if the people would believe him. He argued with God. God told him that his brother Aaron would help him talk to his people and to the Pharaoh. Even though Moses was afraid and unsure, he summoned his courage and did as God asked.

----- asking the Pharaoh for freedom: Moses went to the Pharaoh to ask him to free the Jewish slaves. The Pharaoh refused. God made life hard in Egypt for the Pharaoh, sending 10 plagues. These included storms of flies, and frogs, and hail among other terrible catastrophes. But still, he would not let the Jews go. Moses was persistent and brave and kept going back to the Pharaoh over and over again to get the Jewish slaves freed.

----- parting the Red Sea: The last plague was the last straw. God declared that every first-born son would die. But he told the Jews to mark their doors with the blood of a lamb so that the angel of death would "pass over" their homes. (Jews continue to celebrate Passover to remember this day and their freedom from slavery.) The Pharaoh's own son died and in despair and anger he let the Jewish slaves go. But the Pharaoh changed his mind and he and his army came after them. The Jews were trapped between the Egyptian army and the Red Sea. But God gave Moses a miracle and told him to part the Red Sea with his walking stick. And he did! The Jewish slaves got away and the water from the sea swept away the Egyptians.

----- making water appear from a rock: Once the people were free from slavery, they didn't know where to go. They lived in the desert and after some

time, had no more water to drink or food to eat. They came to Moses and complained to him about it, asking him what they could do. They began to doubt Moses as a leader and thought maybe they were better off as slaves. Moses turned to God for help. God told him that if he put his walking stick on a rock in the desert, God would bring water from it. And he did.

----- bringing the Ten Commandments: They had survived slavery, the long walk into the desert, and near starvation, but the people still had many problems. They came to Moses with all of these problems. He helped them by appointing leaders and teaching them God's ways. Finally, God said to Moses: "Bring your people to Mt. Sinai where they will see me talk with you; this way, they will know you can be trusted in all things." When they got to the mountain, God asked Moses to go up. There he gave Moses the Ten Commandments. 15 min.

5. After the children get to the Ten Commandments in the maze, point out to them that those Commandments are listed in **Scripture Source**. Ask each student to read out loud one of the commandments. After each commandment is read, say the commandment again in different, simpler words. Examples are below, but feel free to use your own words to help them understand the meaning:

"You should not have other gods beside me" – There is only one God, not a lot of different gods that you pick and choose from.

"You should not make false idols or images to worship" -- Pictures, statues, or photographs are not God. They might help you to remember God, but those images and statues are not, themselves, God. "Do not say or call on the name of God in vain"-- Using God's name to say bad things about others or yourself is not the way to honor him. Only use God's name to ask for peaceful, happy things for your world.

"Remember the Sabbath day, to keep it holy" – One day of the week should be set aside as time for you to think about God and your relationship with him and to share in the life he offers through worship at Divine Liturgy (*Soorp Badarak*) and Holy Communion.

With the help of this day devoted to God's love and teachings you can go out into the world and do the right things.

"Honor your father and mother" – Obey your parents. Respect and be thoughtful of your parents. They are the reason that you are here.

"Do not kill anyone" – Life is sacred. Life is something we want to preserve, not destroy.

"A husband and wife must be faithful to each other" — People who are married need to have respect and trust and love for one another.

"Do not steal" – Don't take anything for yourself that is not yours

"Do not tell lies about your neighbor"-- Don't say things about other people that are not true or that you have not seen yourself to be true.

"Do not be envious of your neighbor's belongings or your neighbor's wife" – If someone has more (books, games, anything) than you, try to be happy for them and to appreciate the things that you have, even if you do not have as much as someone else. 10 min.

6. Read **Daily Bread**. Then say "In the same way that Moses had a lot of courage to be a liberator and free his people from slavery, we have a story just like that in Armenian history. It is the story of St. Gregory the Illuminator." Explain that the children will act out the story of Gregory as you read it from **In The Armenian Tradition**. Pass around a bowl containing the cards or paper strips on which you have written the names of the following people in the story: St. Gregory, King Dtrad, Queen Ashkhen, Princess Khosrovitookht (the king's sister), The Court Secretary, The Statue of Anahid, prison guards (for additional boys), ladies of the court (for additional girls), people trying to cure the King. Depending on how many children are in the class, add the number of guards and court ladies.

Set up an area of your classroom as a stage with two chairs as the King and Queen's thrones on one side and an area that will be the "pit" on the other side. Start by having the King and Queen sit on the chairs

with the Statue of Anahid and Gregory in front of them. Begin to read the story one sentence at a time, pausing after each sentence to allow the children to say their own “dialog” that might go along with the action. For example, when you read, “When King Drtad ordered Gregory to worship the statue of the pagan goddess Anahid, Gregory refused,” the children might improvise a conversation like:

King - “Bow down as I say!!”

Gregory - “No way!”

King - “What?! I am the King. You have to do what the King says!” etc.

Only allow them to do a few lines before you go on to the next sentence of the story. Encourage them to be dramatic and a little bit silly. 20 min.

- After the story is finished, have children take their seats and give themselves a round of applause. Discuss whether they might like to rehearse this a few more times and perform it at an assembly (this might be done when there is a feast of St Gregory - there are a few). Mention the movie “Prince of Egypt,” which is an animated movie made in the 1990’s about the life of Moses. They might want to ask their parents to rent it if they are interested.
- Dismiss the class with a concluding prayer: “ In the name of the Father, and the Son, and the Holy Spirit. Dear God, help us to understand all that we have learned today and to be as brave and trusting as Moses was so that we too can be courageous leaders in your work. Amen.” 5 min.

**UNIT**  
**1**  
*Lesson*  
*Five*

## Walking With God

*Warriors: Joshua*

### Key Concepts

- It takes bravery and dignity to stand up for your beliefs.
- Moses was Joshua’s mentor. Joshua did his best to continue doing God’s wishes for the descendants of Moses, even when it meant conquering a new land.

- In order to keep their Christian faith, St. Vartan and his soldiers also faced their enemies with bravery and dignity.

### Objectives

During this session students will

- Review the story of Moses.
- Examine the story of Joshua and the fall of Jericho.
- Reenact the fall of Jericho’s walls.
- Read about St. Vartan and create a collage about his battle.

### Materials Needed

Ten Commandments (either on a large poster or written on the board): Optional; see procedure #2

Crayons or markers

Toy blocks or shoe boxes or cereal boxes (enough to stack at least two high to symbolize a wall)

Multicolored construction paper (11 X 17, one sheet for each child; some might want two – to be taped together - if they intend to place figures in a straight line, mural-style rather than scattered over the page)

Scissors

Glue

Vartanantz figures (from the back of this manual; a set for each student)

### Procedure

- Welcome the students and say the opening prayer together.
- Have students take the **Hye-Q** quiz. Answers: 1. c, 2. a (Moses’ first reaction was that he wasn’t going to be able to do what God was asking him; he wasn’t even *interested* in God’s help!), 3. b, 4. c (God instructed Moses to tell the Israelites that by marking their doors with lamb’s blood, the angel of death would “pass over” their homes and spare their sons. This was the origin of the Jewish Feast of Passover which marks all the events in their exodus from slavery), 5. d (The Ten Commandments were basically rules for holy living: how followers of the one true God should conduct their lives; if you have the Ten Commandments posted, this would be an opportunity to review them.) 10 min.