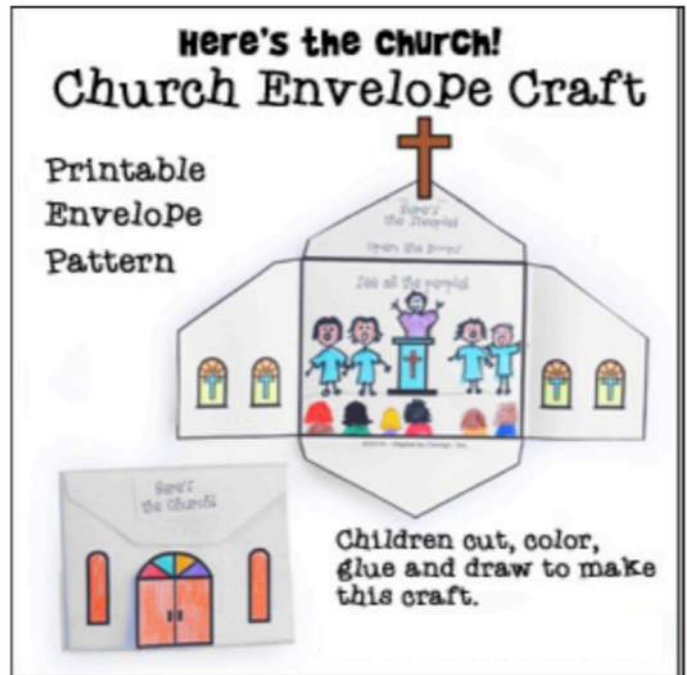


Sunday School Activity

Here's the Church! Church Envelope Craft



SCRIPTURE

Romans 12:12 Rejoice in hope, be patient in suffering, persevere in prayer.

MATERIALS

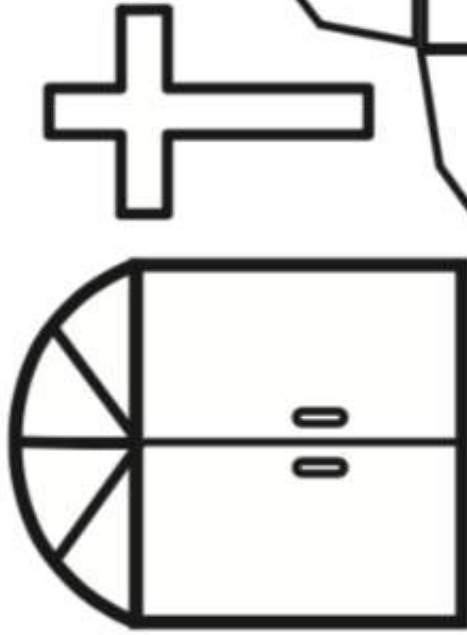
- 'Here's the Church' Template
- Envelopes
- Scissors
- Crayons or colored markers
- Tape or Glue sticks

PREPARATION

- Print the 'Here's the Church' Template to follow (1 for each student)
- Make a sample




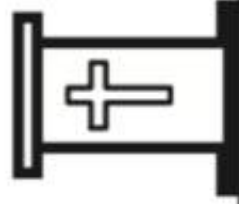
DIRECTIONS

1. Before class, print out the patterns and make copies.
2. In class, have your students color the patterns and cut them out. Have your students draw pictures of the people in your church on the inside of the envelope.
3. Glue the cross to the inside, top of the envelope. Fold the cross down on the dotted lines and fold the envelope up.
4. Glue the door, windows and "Here's the Church" words on the outside of the envelope. Make sure your students only glue one side of the door to the outside so that they can open the envelope completely without ripping the envelope.
5. Talk to the children about the importance of the apostles spreading the Word of God throughout the world. Review the benefits of attending church regularly and belonging to your church family. Explain to students that we often think of the church as a building, but the church is actually the PEOPLE who believe in Christ.



Here's the church in Rome,
Here's the steeple,
Open the door . . .

. . . and see apostle Paul with
all the people!



Here's
the Church!