

Hayr Mer,

vor hergins yes,

soorp yeghitzi anoon ko.

Yegestze arkayootiun ko,

yeghitzin gamk ko

vorbes hergins yev hergri.

Glue Glue Glue This is page 1 Glue Glue Glue Glue Glue

Fold

Inside fold

Fold

Inside fold

Fold

Inside fold

Fold

Inside fold

Fold

Inside fold

Repeat as above after glued

BRING DOWN OVER SMALL TEXT

BRING DOWN OVER SMALL TEXT

BRING DOWN OVER SMALL TEXT

BRING DOWN OVER SMALL TEXT

BRING DOWN OVER SMALL TEXT

Cut entire rectangle on heavy solid line only

Lay top of next page over glue area up to dotted line

What this means to me:

Uzhatz mer hanabazort

What this means to me:

door mez aysor.

What this means to me:

Togh mez uzbardis mer,

What this means to me:

**vorbes yev mek toghoomk
merotz bardabanatz.**

What this means to me:

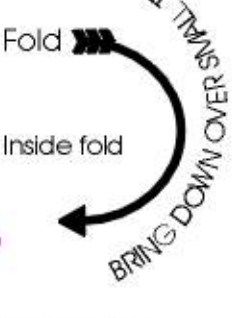
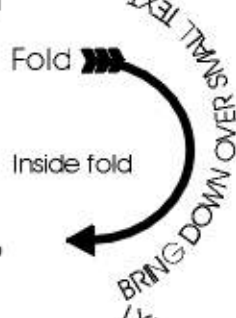
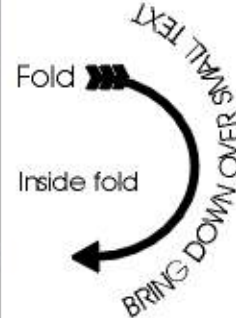
**Yev mi danir uzmez ee
portzootiun,**

What this means to me:

Glue Glue Glue This is page 2 Glue Glue Glue Glue Glue

sundayschoolkids

This is page 2
glue it over the
end of page 1



Cut entire
rectangle on
heavy solid
outside
line only

to secure glue while it dries
tape the joint on the back


Repeat as
above
after you
glued

Lay top of next
page over
glue area up
to dotted line

What this means to me:

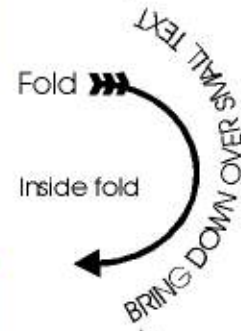
ayl purgia ee chareh.

sundayschoolkids
This is page 3
that goes over the end of page 2

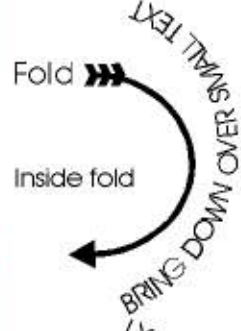


Zi ko eh arkayootiun yev zorootiun

What this means to me:

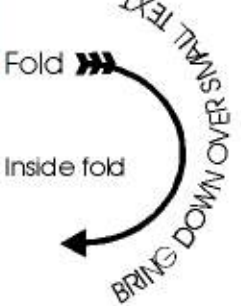


yev park havidyans.



Amen.

What this means to me:



your name:

Cut entire
rectangle on
heavy solid
line only