

The Holy Trinity

God has always been with us. So that we would not forget him, God came to us in the form of Jesus. God came to us as a man on earth so we would always remember him and his kingdom in heaven. After Jesus was crucified, resurrected and ascended to heaven, we were not left alone. God the Holy Spirit is with us always.

The Holy Trinity is:

1. God the Father
2. God the Son


3. God the Holy Spirit


All three are one God.


The Armenian word for Holy Trinity is: *Soorp Yerortootiun*

When Jesus was baptized, the Holy Trinity was present.

1. God the Father is the voice saying, "This is my beloved Son, in whom I am well pleased."
2. God the Son is Jesus being baptized.
3. God the Holy Spirit is the dove.







Keep another “week of prayer” chart. Refer to last week’s session for instructions.

A Week of Prayer

Sunday _____

Monday _____

Tuesday _____

Wednesday _____

Thursday _____

Friday _____

Saturday _____

enemies, we are praying. We can act out our prayers, and we can say or write our prayers.

"The story of Hovhannes stresses the importance of prayer as part of one's daily life while pointing out the experience of monastic life as it was at one time in the Armenian Church." It is a history and prayer lesson combined. The students should begin to bring prayer into their own lives on a daily basis. Prayer can become as easy as breathing, but it takes practice and work.

A brief question and answer period may follow the reading of the story; however, the story serves as the beginning of a step-by-step discussion which leads to the students writing their own prayers. (15 min.)

4. After discussing the story, review "How to Pray" in the student text. (5 min.)

5. "When I Pray, What Do I Say?" Go over the steps ABCA and show how the Lord's Prayer follows the same formula. (10 min.)

6. Discuss homework assignment from previous week. (10 min.)

7. Have students add to the list of "Whom to pray for" and "What to pray for." (10 min.)

8. Explain *homework assignment* in student text.

The purpose of the homework assignment is to enable the student to develop a "style" of personal prayer. The assignment will continue for two weeks. Students should fill in the prayer chart daily. (4 min.)

Session 3—The Holy Trinity

Key Concepts

1. The Father, the Son, and the Holy Spirit are one God.
2. We pray to the Holy Trinity.
3. The Holy Trinity appears in the New Testament.

Objectives

Students will

1. Explain the concept of the Holy Trinity as one God.
2. Analyze a New Testament account of the Holy Trinity; that is, through the baptism of Christ.
3. Create prayers.

Materials Needed

- Construction paper
- Lined paper
- Markers

Procedure

1. Opening prayer. (5 min.)
2. Review again the making of the sign of the cross. (5 min.)

3. Read aloud the student text on page 52; then discuss pictures on the Holy Trinity. Also read Matthew 3:13-17; Mark 1:9-11; and Luke 3:21-22.

Illustrations

Baptism of Christ (Point out: St. John, Jesus, Voice of God, River Jordan, dove.)

Dove container in niche in church (Holy Muron in container. Dove symbol of Holy Spirit.)

Baby being baptized (We are baptized in the name of the Father, the Son and the Holy Spirit.)

Soorp Yerortootiun, Holy Trinity.

Diagram on making the sign of the cross, from student text (Symbol of Holy Trinity is the sign of the cross as is the eye in the triangle.)

Khatchkars, stone crosses. (15 min.)

4. Discuss the homework assignment, "A Week of Prayer," from previous week. Allow students time to share their experiences. Stress quality rather than quantity of prayer time. (10 min.)

5. Spend most of the remainder of class time on the *prayer booklets*:

- Cover of Book—Have one or two students design a cover using construction paper.

- Class Prayer—The first prayer in the book should be a prayer composed by all of the students collectively. Orally in class.

- Individual Prayers—Each student should write a prayer and illustrate it. If they have problems with written communication, assist them. The prayer and illustration should be on the same page. Use fine point markers for good reproductions.

During the following week compile and reproduce all of the prayers. This book should be used throughout the year by the students for in-class prayers.

Some options: Choose a unique title for the book. Include some formal prayers: The Lord's Prayer; Grace Before and After Meals (English and Armenian). (25 min.)

6. *Homework:* Keep "A Week of Prayer" chart for one more week.

Session 4—A Life of Prayer

Key Concepts

1. The sign of the cross is made at various times.
2. Full use of prayer is developed in a person's life over many years.

Objectives

Students will