

Mother's Day Purse Card




Materials Needed:


- Cardstock, Construction Paper, or Patterned Paper
- Markers/crayons, colored pencils
- Scissors
- Buttons
- Optional: sequin stickers or sparkly confetti to decorate handle

Directions:


1. Start with an 8 1/2 x 11 sheet of cardstock (construction paper, or patterned paper) in your color choice. Fold it 2/3 up and crease:



2. Draw a purse shape onto the bottom fold of the card and the straps on the top; cut it out:



3. Cut out the upper part of the inside of the purse strap and fold it over like this:



4. Color and decorate however you choose. Inside, have children write a message, such as:

- Happy Mother's Day
- Copying a scripture
- Writing what makes their mom special
- And don't forget to write Happy Mother's Day in Armenian, too (*see below*)



Write Happy Mothers' Day in Armenian

Ուրախ Մայրերու Օր Western Armenian

Ուրախ Մայրերի Օր Eastern Armenian

5. Moms will love receiving this cute card! And Happy Mother's Day to all of you beautiful, fabulous mothers who are teaching in our classrooms right now! Celebrate your day enjoying your family and remembering what a blessing it is to **have** and **be** a Mom!